

# ClinicTracker DSM-5 Diagnosis Assignment

Connect

When you transition to DSM-5, you will use the new Diagnosis Assignment form to enter diagnoses (the "Diagnostic Assignment") within the Patient Dashboard, Patient Contact record, Treatment Plan, and various paperwork items.

Records with previously-entered DSM-IV diagnoses will keep the old format, even after DSM-5 is activated.

Because the DSM-5 codes map to both the ICD-9-CM and ICD-10-CM HIPAA adopted standard code sets, you can use them immediately. The official deadline for transitioning to the ICD-10-CM is October 1, 2014.

The screenshot shows the 'Patient Contacts' window for a patient named Zippy, John M (123456). The 'Diagnosis Assignment' section is highlighted with a red box. It contains a table with the following data:

Description	ICD9	ICD10	Provisional?
- No Existing Diagnosis Assignments -			

Below the table, there are fields for 'Date' (11/19/2013), 'Service', 'Status', 'Clinician', 'Program', 'Place of Service' (Community), 'Session #', 'Auth Code', 'Payor', and 'Appt. Time' (4:25 PM). There are also buttons for 'Medication...' and 'Progress Note...'. At the bottom, there is a 'Treatment History' table for Phase 2:

Date	Service	Status	Clinician	Program	PN
11/19/2013	Consultation	Showed up	***USER***, ***COPIED***	ADHD Program 1	NONE
11/19/2013	Bella Service	Showed up	***USER***, ***COPIED***	ADHD Program 1	NONE
11/14/2013	Bella Service	Billable Cancellation	Allen, Janie	ADHD Program 1	NONE
11/13/2013	Bella Service	Billable Cancellation	Allen, Janie	ADHD Program 1	SOAP

The screenshot shows the 'Diagnosis Assignment: Create New Assignment' window. It has a 'File' menu and several input fields: 'Assigning Staff' (dropdown), 'Date Recorded' (11/19/2013), and 'Effective Dates' (11/19/2013 to 11/19/2013). There is a large text area for 'Additional Comments (Including Rationale for Change)'. Below this is a table with columns: 'Description', 'ICD9', 'ICD10', 'Provisional?', and 'Coding Note'. At the bottom, there are buttons for 'Save', 'Save & Close', and 'Close'.

When you enter a new record, the active Diagnosis Assignment will be selected by default indicating that it is the diagnosis associated with the record you are completing (i.e., the active diagnosis as of the record date). You can use the drop-down to select a previous Diagnosis Assignment from the list.

The system displays one type of Diagnosis Assignment Preview for patients without a previously-entered diagnosis (Figure 1), and another for patients who have already been assigned a diagnosis (Figure 2).

- A. Create Initial Diagnosis Assignment\*:** Opens the Diagnosis Assignment form
- B. Diagnosis Details:** Displays details of the Diagnosis Assignment you selected
- C. Show Deleted:** When checked, the Diagnosis Selection drop-down will display diagnoses that have been deleted

- D. Diagnosis Selection Drop-Down:** The active Diagnosis Assignment\*\* is selected by default. Users can also select a previous Diagnosis Assignment
  1. [L]: indicates a locked Diagnosis Assignment
  2. [D]: indicates a deleted Diagnosis Assignment
- E. Edit Existing Diagnosis Assignment:** Accesses the Diagnosis Assignment form for the assignment you selected from the dropdown (D). Note that you will not be able to edit a locked record
- F. Update to a New Diagnosis Assignment:** Opens the Diagnosis Assignment form so you can create a new diagnosis assignment
  1. The system asks if you want to load a diagnosis you had entered previously
- G. View Diagnosis Assignment Details:** Opens a read-only Diagnosis Assignment form so you can review the details without making changes

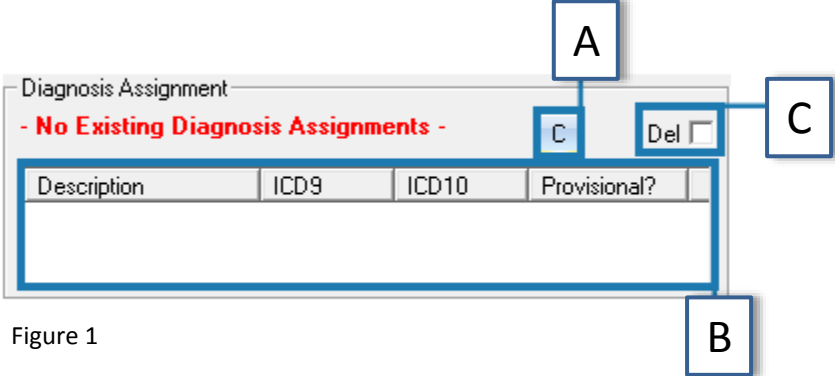


Figure 1

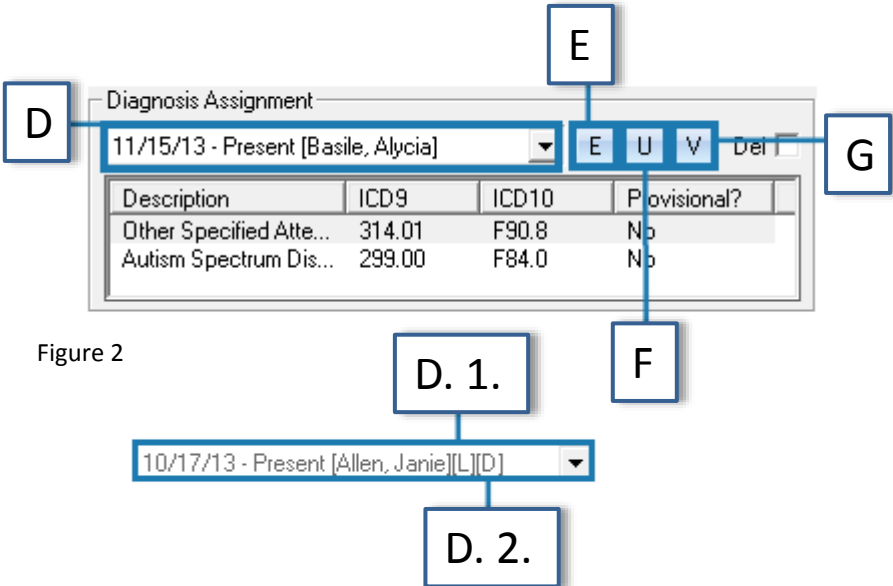





Figure 2

\* Except on the Patient Contact record, you will see different icons depending on whether you are creating , editing , or updating  the Diagnosis Assignment. You will only see them if you have the necessary permissions (which are configured in the Staff Info section).

\*\* The Diagnosis Assignment having the most recent Start Date and no End Date is considered to be the active Diagnosis Assignment.

- A. File Menu:** Most options only available when accessing using "Edit" option, not "View"
- Delete:** Delete the Diagnosis Assignment (Note: only users with Edit Locked Record access will be able to delete a locked record)
  - Adjust End Date:** Allows for changing the End Date of a locked Assignment.
  - Remove End Date:** Allows for removing the End Date of a locked record, making it the current Assignment
- B. Assigning Staff:** The staff member creating the assignment
- C. Date Recorded:** The date the record is entered
- D. Effective Dates\*:**
- Start Date:** Enter the beginning date of the diagnosis assignment
  - End Date:** Check to record a date that this Diagnosis Assignment is no longer relevant. Leaving this unchecked indicates this is the patient's current assignment
- E. Diagnosis List:** List of diagnoses currently associated with complete Diagnosis Assignment
- F. Priority Arrows:** Moves the highlighted diagnosis up/down in the priority list (e.g. primary, secondary)
- G. Detailed Information:** Displays detailed information about the diagnosis you highlighted
- H. Additional Comments:** Enter comments, such as the Rationale for Change
- I. Locked\*\*:** When a Diagnosis Assignment is locked, it can no longer be changed, except to enter an End Date
- Only users with Edit Locked Record permissions (Staff -> Staff Info -> User Responsibility tab) can edit or delete a locked Diagnosis Assignment
- J. Deleted:** Checked when diagnosis assignment is deleted
- K. Add Diagnosis:** Click this button to select another diagnosis from the DSM 5 Guide (see next page)
- L. Edit Diagnosis:** Edit the highlighted diagnosis in the DSM 5 Guide (also available by double-clicking a listed diagnosis)
- M. Remove Diagnosis:** Remove the highlighted diagnosis
- N. Save\*\*\*:** Save the Diagnosis Assignment
- O. Save & Close\*\*\*:** Save the Assignment and exit the form
- P. Close:** Close the form without saving

## Diagnosis Assignment Form

The screenshot shows a web-based form titled "Diagnosis Assignment: Create New Assignment". The form includes a "File" menu at the top left, a dropdown for "Assigning Staff", a "Date Recorded" field set to 11/21/2013, and "Effective Dates" set to 11/21/2013 to 11/21/2013. There are checkboxes for "Locked" and "Deleted". A large text area for "Additional Comments (Including Rationale for Change)" is on the right. The main area is a table with columns for "Description", "ICD9", "ICD10", "Provisional?", and "Coding Note". Below the table is a "Detailed Information" section. At the bottom are buttons for "Save", "Save & Close", and "Close". A callout box at the top left lists menu options: "Delete", "Adjust End Date", "Remove End Date", and "Request Record Modification".

\* Multiple Diagnosis Assignments for a single patient cannot have overlapping effective dates. For example, if an assignment has an End Date of 1/31/2014, the new Diagnosis Assignment would need a Start Date of 2/1/2014 or later.

\*\* You can only lock a paperwork Item or Progress Note for Locked Diagnosis Assignments.

\*\*\* If this patient has previously entered Diagnosis Assignments without an End Date, the system will ask you if you would like to mark all existing open Diagnosis Assignments as having an effective end date prior to the start date of the newly created assignment.

# DSM 5 Guide

- A. Search Phase:** Enter a search phrase
- B. Search Items:** By default, the system will only search through the ICD-9/ICD-10 codes, unless you expand the search by checking these boxes.
- C. Categories:** Use the drop-down to limit the results to a specific Global Category or Subcategory
- D. Search Button:** Executes the search
- E. Result List:** Displays a list of diagnoses that match the search criteria
- F. Additional Coding Information:** Enter notes, comments, or an indication that the diagnosis is provisional
  1. Light colored tabs allow you to select multiple items
  2. Dark colored tabs limit you to a single selection
- H. Select:** Inserts the highlighted diagnosis into the Diagnosis Assignment form and closes the DSM 5 Guide

The screenshot shows the DSM 5 Guide application interface. At the top, there is a search bar (A) and search buttons (B). Below the search bar is a dropdown menu for 'Global Category' (C). The main area displays a list of diagnoses (E) with columns for 'Global Category', 'Diagnosis', 'ICD9', and 'ICD10'. Below the list is a section for 'Additional Coding Information' (F) with fields for 'Coding Note', 'Additional Comments', and a 'Provisional' checkbox. To the right of this is a 'Features' section (G) with tabs for 'Remission', 'Onset', 'Comorbidity w/ major depressive episode', and 'Current severity'. The 'Features' section contains a table with 'Name' and 'Description' columns, and checkboxes for 'With anxious distress', 'With mixed features', and 'With melancholic features'. A 'Specifier Coding Note' field is also present. At the bottom of the main interface is a 'Select' button (H). A zoomed-in view of the 'Features' section is shown at the bottom, with callouts G.1 and G.2 pointing to the 'With mixed features' and 'With melancholic features' checkboxes, respectively.

Global Category	Diagnosis	ICD9	ICD10
Depressive Disorders	Major depressive disorder, Recurrent episode (In partial remission)	296.35	F33.41
Depressive Disorders	Major depressive disorder, Recurrent episode (In full remission)	296.36	F33.42
Depressive Disorders	Major depressive disorder, Recurrent episode (Unspecified)	296.3	F33.9
Depressive Disorders	Persistent Depressive Disorder (Dysthymia)	300.4	F34.1
Depressive Disorders	Disruptive Mood Dysregulation Disorder	296.39	F34.8
Depressive Disorders	Menstrual Dysphoric Disorder	625.4	N94.3
Dissociative Disorders	Dissociative Amnesia (Without dissociative fugue)	300.12	F44.0
Dissociative Disorders	Dissociative Amnesia (With dissociative fugue)	300.13	F44.1
Dissociative Disorders	Dissociative Identity Disorder	300.14	F44.81
Dissociative Disorders	Other Specified Dissociative Disorder	300.15	F44.89
Dissociative Disorders	Unspecified Dissociative Disorder	300.15	F44.9
Elimination Disorders	Depersonalization/Derealization Disorder	300.6	F48.1
Elimination Disorders	Enuresis	307.6	F98.0
Elimination Disorders	Encopresis	307.7	F98.1
Elimination Disorders	Other Specified Elimination Disorder (With urinary symptoms)	788.39	N39.498
Elimination Disorders	Other Specified Elimination Disorder (With fecal symptoms)	787.60	R15.9
Elimination Disorders	Unspecified Elimination Disorder (With fecal symptoms)	787.60	R15.9
Elimination Disorders	Unspecified Elimination Disorder (With urinary symptoms)	788.30	R32
Feeding and Eating Disorders	Anorexia Nervosa (Restricting type)	307.1	F50.01
Feeding and Eating Disorders	Anorexia Nervosa (Binge-eating/purging type)	307.1	F50.02
Feeding and Eating Disorders	Bulimia Nervosa	307.51	F50.2
Feeding and Eating Disorders	Binge-Eating Disorder	307.51	F50.8
Feeding and Eating Disorders	Other Specified Feeding or Eating Disorder	307.59	F50.8
Feeding and Eating Disorders	Avoidant/Restrictive Food Intake Disorder	307.59	F50.8
Feeding and Eating Disorders	Pica (In adults)	307.52	F50.8
Feeding and Eating Disorders	Unspecified Feeding or Eating Disorder	307.50	F50.9
Feeding and Eating Disorders	Rumination Disorder	307.53	F98.21
Feeding and Eating Disorders	Pica (In children)	307.52	F98.3
Gender Dysphoria	Gender Dysphoria in Adolescents and Adults	302.95	F64.1
Gender Dysphoria	Gender Dysphoria in Children	302.6	F64.2
Gender Dysphoria	Other Specified Gender Dysphoria	302.6	F64.8
Gender Dysphoria	Unspecified Gender Dysphoria	302.6	F64.9